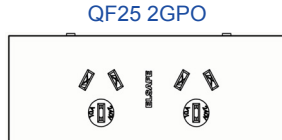
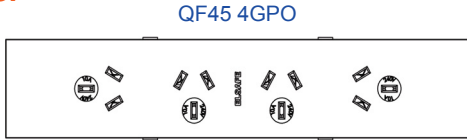




## Modular Components

### Power



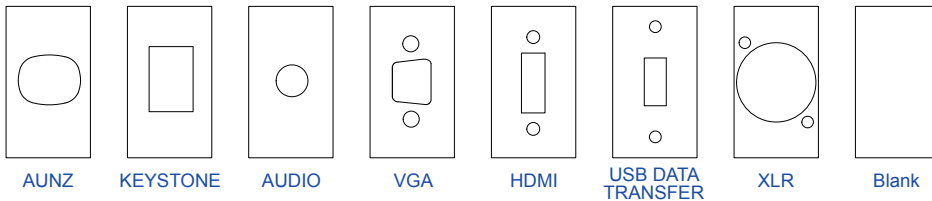
### Cable

- Opt 1 - Hardwired 800mm white lead to J Coupler
- Opt 2 - Hardwired 1400mm white lead to J Coupler
- Other Power

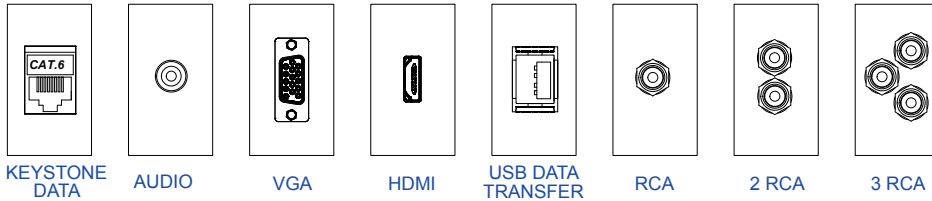
## Data & AV -

Configurations are either 1 x QF45 power OR 1 x QF35 power + 2 x QF5 Data/AV Tiles OR 1 x QF25 + 4 x QF5 Data/AV Tiles OR 9 x QF5 Data/AV Tiles

### QF5 Tiles with Cut Outs - please specify quantities



### QF5 Tiles with Couplers - please specify quantities and if data leads are needed



### Data leads come in

- 2000mm
- 4000mm
- 8000mm
- 12000mm
- 16000mm

### AV leads come in

- 3000mm
- 5000mm

Please specify lead details below in extra requirements

## Colour Options

- White
- OR
- Black

## Extra Requirements

Apart from Black, all non-standard colour items require a Dulux colour number.

\*\*\*Elsafe will pre-determine power/data positions based on manufacture requirements (unless customer specifies positioning requirements). Please refer to the drawing supplied with your quote for details.\*\*\*

Customer Name:

Address:

Company Name:

Email:

Phone Number:

Project Name: