



OE Elsafe's PIXEL design has been driven by the demand for a small accessible but discreet unit for the more discerning office worker. Fitting neatly into a standard 80mm cut-out by means of a simple screw on nut (no need for tools!) PIXEL takes up almost no room at all. You may even forget it's there until you need it.

Cables from PIXEL can be fed directly into the desk's existing cable management allowing simple integration.

PIXEL will accept a range of different plug socket nationalities including Australian, Chinese, UK, Schuko, French, Swiss, Italian and Danish. With two data apertures to facilitate RJ45, USB, Audio or HDMI, PIXEL will ease desktop connectivity.

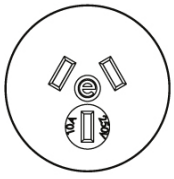
### Features

- Stylish organic design
- Protects against liquid ingress
- Fits into a standard 80mm grommet hole
- Fits surface thicknesses from 1-40mm
- Available in black or white with silver collar
- Australian or international power sockets
- USB charging options

pixel



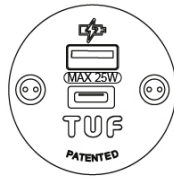
## AC Modular sockets for Pixel\*



Australia /  
New Zealand



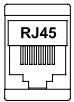
TUF-PD Charger



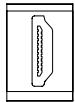
TUF-R Charger

A wide range of international sockets are available on request

## Data/AV sockets for Pixel\*



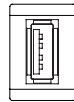
cat5e/  
cat6



HDMI

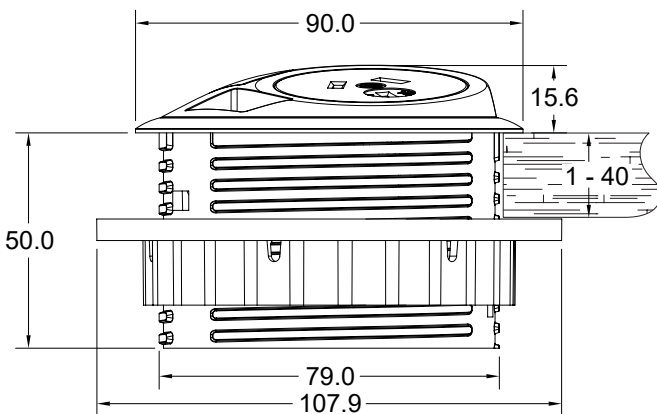
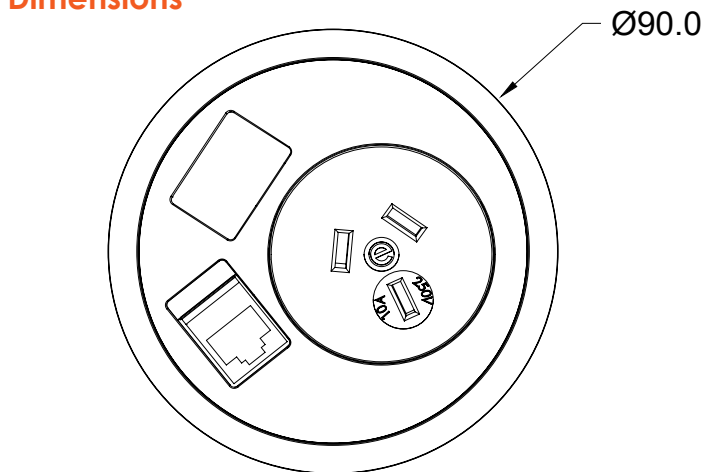


stereo



USB

## Dimensions



All dimensions in millimetres

## Features:-

### Power and Data configuration (if applicable)

Power only / Data only / Combined (Power & Data/AV)  
Segregation between Power and Data/AV in combined PIXEL units.

### Insulation:

Reinforced insulation.

### Testing:

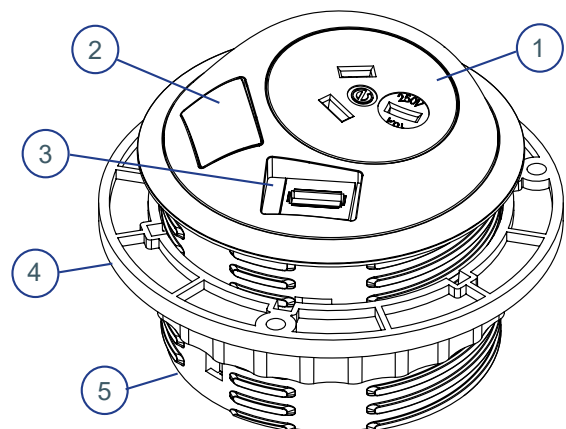
100% testing - continuity, polarity, insulation & earth.

### Colours:

Standard colours black or white with silver grommet.  
Other colours may be available subject to order quantities.

## Fitting:-

To fit PIXEL into your desk couldn't be simpler. If your desk already has an industry standard 80mm hole simply take the fixing nut off your newly purchased PIXEL, feed the cables through the hole and gently slide your PIXEL into place. Make sure your PIXEL is facing the desired orientation and screw the fixing nut back on until it is firmly in place. PIXEL will fit any surface from 1mm to 40mm. Please see website for further details and video.



1. Power socket
2. Data position (with blank cap fitted)
3. Data position (with USB shown)
4. Retaining nut
5. 80mm grommet with silver finish

## pixel-8 colours now available!

