



PODIUM offers a sleek, low profile power solution for workstations, public and private areas where AC power outlets, USB charging and data/AV connectivity are required.

Constructed from extruded aluminum, with brushed stainless steel faceplate and endplates, PODIUM is also built to last. Combining style and function the “floating” faceplate design not only gives PODIUM a unique and elegant look, but also protects the power sockets from liquid spillage in high risk areas.

Podium is available in 2 and 4 socket versions.

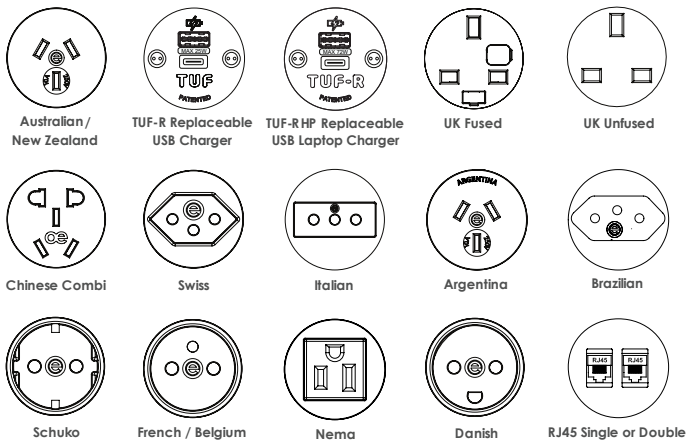
Podium can be specified with TUF-R or TUF-R HP smartphone, tablet and laptop charging.

USPs

- Available with TUF-R / TUF-R HP smartphone, tablet and laptop charging
- Solid and robust
- Available in 2 or 4 gang
- Brushed stainless steel finish

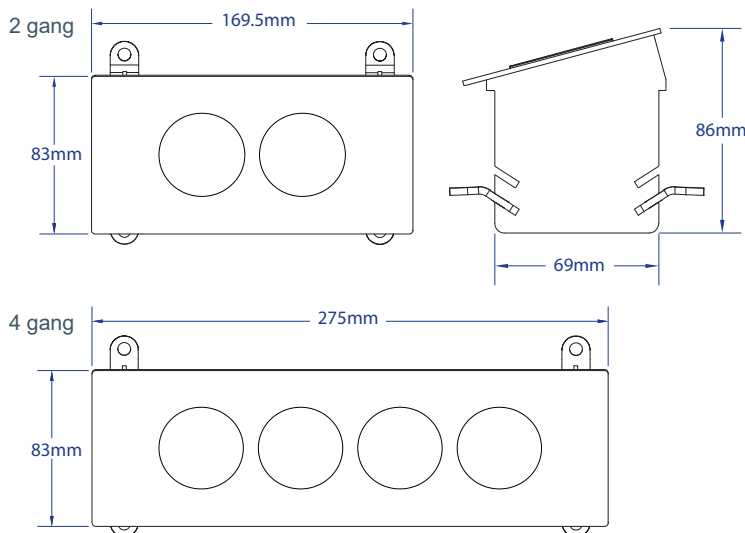


Common Modular Components

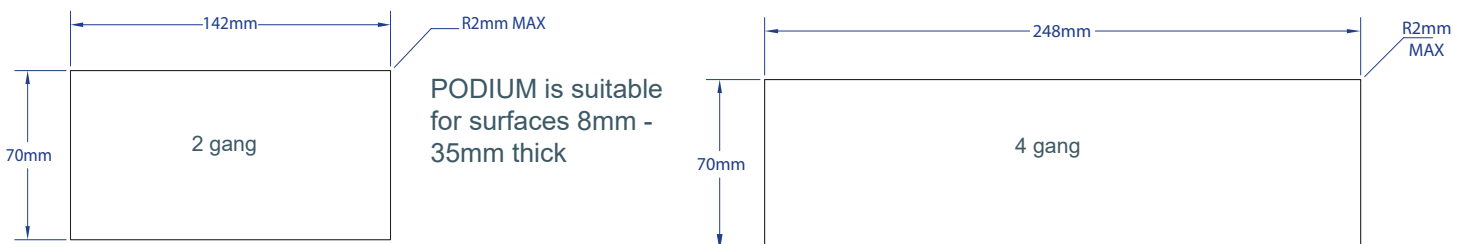


We stock a variety of other modular components. Please enquire for specifics. TUF-R HP must be paired with a power supply unit (PSU) and a GST08 cable

Dimensions



Cutout sizes



Features

Configuration:

The 2 or 4 PODIUM socket apertures can be configured with any combination of AC power sockets from the OE Elsafe 42mm international range, our class leading TUF-PD USB fast charger, and most types/makes of Data/AV.

Construction:

Socket frame: Brushed stainless steel
Body: Aluminium extrusion
End caps: 2mm powder coated mild steel

Colour options:

Brushed stainless steel top plate and black socket fascias.

Testing:

All PODIUM units are manufactured using quality controlled components and practices and are 100% electrically tested before dispatch:

- Visual: Configuration and appearance.
- Power: Continuity, polarity, insulation & earth
- USB charger: Output voltage and resistance
- Data & AV: All sockets continuity tested with batch performance testing.

Soft Wiring (power)

Base entry power cord hardwired to mains AC plug, or hardwired to male Wieland GST connector for "soft wiring" e.g. connection to an under desk module or to mains supply socket via a starter cable.

Podium is designed and intended for commercial use.



TUF-R TECHNICAL



TUF-R and TUF-R HP are quick and simple to replace without the need for an electrician or turning off the power. The unique and patented benefit of being replaceable makes TUF-R perfect for areas of high usage.

CLICK to see how quick and easy TUF-R / TUF-R HP is to replace.

Upgrading or replacing the TUF-R module and not the whole product saves time, money, and significantly reduces waste.

Being replaceable also allows TUF-R to be upgraded in the future to incorporate the latest technologies.



TUF replacing tool.



Insert the 'snake eye' bit into the tool as shown.



Use the tool to unscrew the 'snake eye' screws.



Lift off the TUF fascia



Insert the second part of the TUF replacing tool into the TUF as shown, until a click is heard.



Pull the TUF cartridge out from the unit.



Unwrap and insert the new TUF cartridge, paying close attention to the orientation of the cartridge to the blue housing.



Push the cartridge into the blue housing until a click is heard.



Place the TUF fascia back into position.



Using the TUF replacing tool and 'snake eye' bit, screw the snake eye screws back into place