



PULSE is a compact and stylish desktop modular power rail providing flexible power, data and AV. PULSE 'floats' above the desk presenting clean, simple lines with no-nonsense understated function and is ideally suited for office desks and screens.

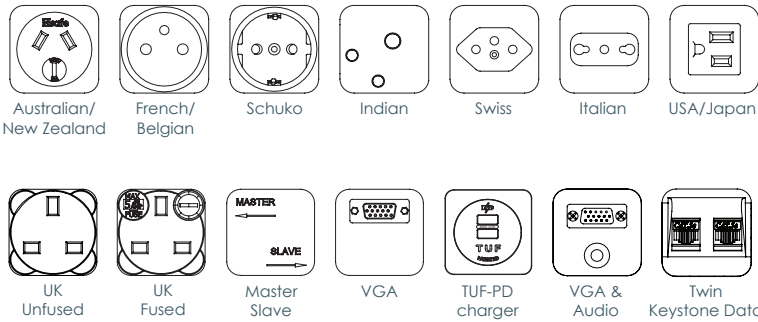
PULSE can be manufactured to meet specific requirements with mains power socket formats for most countries together with a wide range of data outlets.

PULSE continues the OE Elsafe 'soft' theme with interchangeable fixings to suit any desk location, including screens and underdesk attachment to the OE Elsafe PATHWAY.

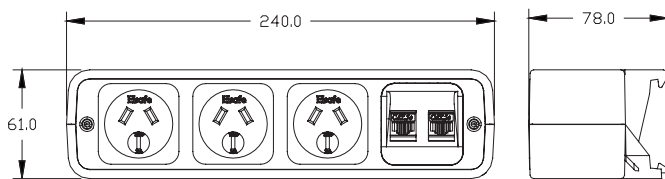
Standard colours are grey and white (except certain countries which will be black and white).



## Common Modular Components\*

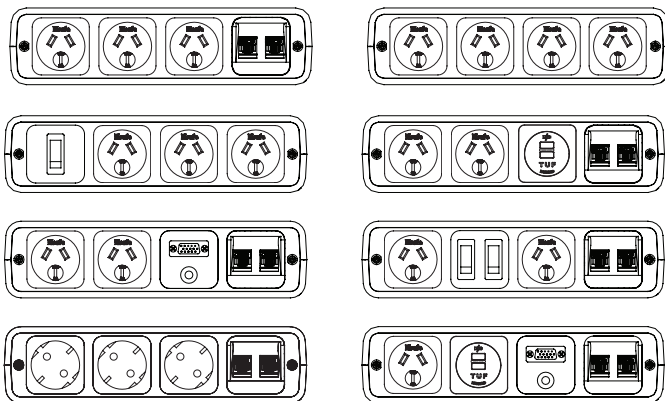


## Unit dimensions



## Common Units

Other configurations are available on request



## Fixings

|     |   |
|-----|---|
| PCB | Clamp Bracket 18 - 35mm                         |
| PEC | Clamp Bracket (Extended) 38-55mm <sup>+</sup>   |
| PLC | Clamp Bracket (Long-Reach) 18-35mm <sup>+</sup> |
| PTR | Tool rail fixing*                               |
| HTC | HT Beam fixing                                  |

\*Please call to confirm screen/toolrail compatibility  
+Available on application

## Features

### Configuration:

Power only / Data only / Combined (Power & Data/AV)

Internal segregation between Power and Data/AV in combined PULSE

### Insulation:

Reinforced insulation

### Earth Bonding:

A 250mm earth lead can be included to allow earth bonding to furniture. (country specific requirements)

### Testing:

100% testing - continuity, polarity, insulation & earth

### Soft Wiring (power)

Power wired to Wieland GST connector allows starter cables to be changed to suit requirements, especially useful during moves and changes (CHURN)

Angled cable grip means the cable can exit via the rear or the bottom without the need for tools, allowing flexibility for mounting PULSE

### Soft Wired Data / AV

As well as soft-wired power, PULSE can be supplied with pre-fabricated (100% end-of-line tested) fly-leads for data (CAT5e, CAT6, CAT7) and AV connections thereby providing a complete 'plug-and-play' soft wiring solution. If necessary, branded data can be accommodated to retain full channel warranties, please call for advice (see our Soft Wiring Data Brochure)

PULSE is designed and intended for commercial use.

### PTR - Screen Fixing

Standard tool-rail bracket  
Please call for confirmation

### HTC - HT Beam

fixing - suitable for  
fixing to HT Beam

